

Magnet Challenges



Magnets are very special. Objects can stick to them, they can attract and repel each other, and they can even make things move like magic!

Students will find experimenting with magnets fascinating and entertaining.

Here are a few activities you can enjoy with your magnet set. We hope you have fun using them.

Warning: Magnets are generally safe but can be dangerous if not used properly. Teach children to use them safely and never place them in their mouths.



Bar Magnet Set SC01171

Use these cards as part of your magnets investigating or as an extension activity in a science lesson. Why not set up a Curious Corner in the classroom!

It's Magic!



Can you get a magnet to levitate?

How many paperclips can you get your magnet to hold?



Make a treasure chest and fill with a variety of items some magnetic and some non-magnetic. Time a friend . How long does it take them to find all the magnetic treasure in the chest using their magnet?



Make an obstacle course/maze to guide a magnetic item around the course using a magnet. You could make the maze out of art straws attached to a piece of card. Use your magnet under the card to move the object around the maze.



Dancing feather!

Attach a paperclip to a feather and use the magnet to make the feather dance.

Play music for the feather to dance to. Put on a show.



Design a road or racing track. Move a car/other object around a track using the magnet to direct it. Have magnetic car races.



Take your magnet on a magnetic hunt and see how many magnetic items you can find. Set a time and make a list of what you find. How many magnetic objects can you discover?

Be a magnetic detector!



Magnet Chess!




- Set up a ring with a piece of string.
- Place your magnet and an opponent's magnet in the ring.
- Try to push your opponent's magnet out of the ring without them sticking together.

Fill an empty bottle with rice/beans and a collection of small magnetic items. Shake it up and use your magnet to try and remove the treasure. Make it harder by someone calling out the item to be found each time. Who can remove it from the bottle first?



Link the magnets together to create a magnet train or snake. Who can create the longest?



Create your own magnetic paintings using the magnets with paint.

- Put a piece of paper at base of a shoe box.
- Place a few drops of paint and a paperclip onto the paper.
- Move the magnet underneath the box to move the paperclip through the paint.
- Watch the colours blend together and create your own magnetic pictures.

Go Fishing!



How many items can you get to stick to your magnet? Who can hold the most? Use a stopwatch to keep time and count the number of objects held.

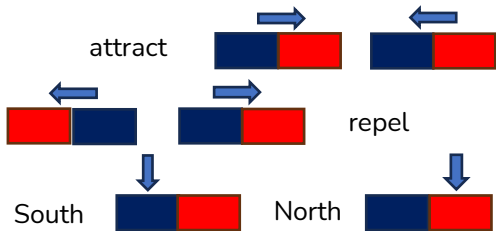

Magnet bar set SC01171



Magic Picture!

Suspend an object in a picture.

- Use a shoe box to create a picture scene such as outer space, the ocean, a garden of flowers.
- Stand it up on its side.
- Draw on a loose piece of card the object to suspend—a rocket, seagull or bumble bee and attach a paper clip to it.
- Can you get this picture to suspend by placing a magnet on the top of the box/picture?



If you have a brilliant idea that you would like to share with us, please get in touch.

