

User Guide for TTS Record-A-Board (AV48263)

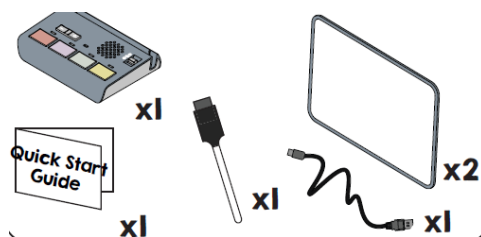


Two handy double-sided dry wipe boards, one with a blank side and lines on the reverse, the other with lines and a phoneme frame option. The boards neatly slide into a sound unit stand to offer four 60 seconds recording times. The Record-A-Board provides an eco-friendlier alternative to paper and a more engaging interactive alternative to the standard whiteboard. Pupils can record and share their thinking both visually and audibly.

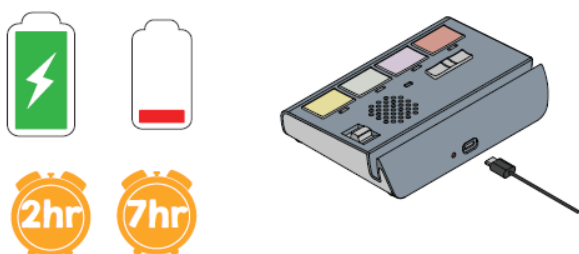
Here is a quick guide to get you started. We hope you find it useful.

What's in the box?

- 1x stand/sound unit
- 2x double-sided dry wipe board
- 1x USB charging cable
- 1x dry wipe pen with eraser top
- 1x Quick Start Visual Guide



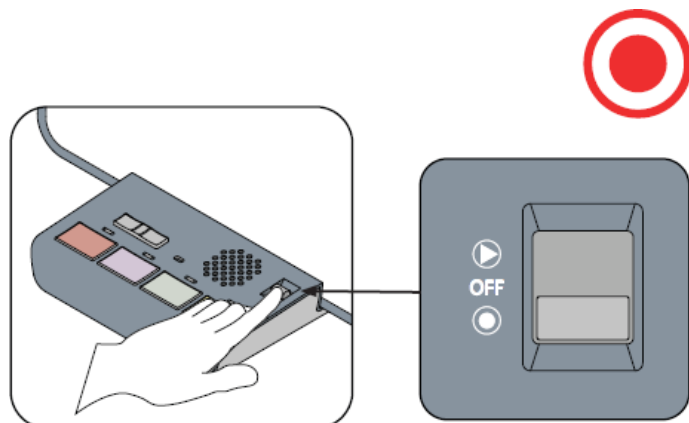
Charging



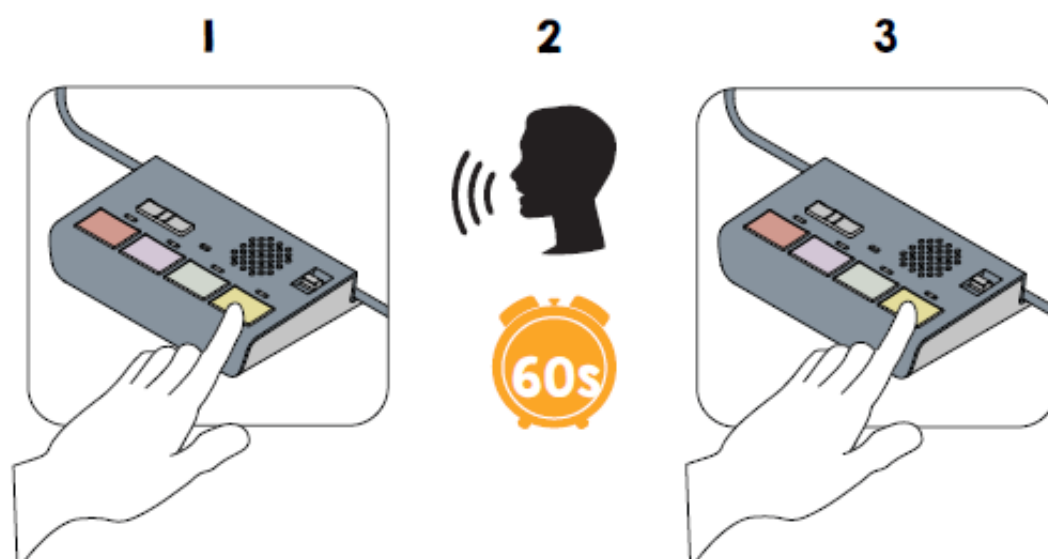
- Use the USB charging cable to charge the unit.
- The stand/sound unit will take approximately 2 hours to fully charge.
- Once charged it will give you approximately 7 hours of use.
- The switch on the top of the unit has 3 functions. Slide to OFF when not in use and when charging.

To Record

- Slide the switch to record as shown in the diagram.



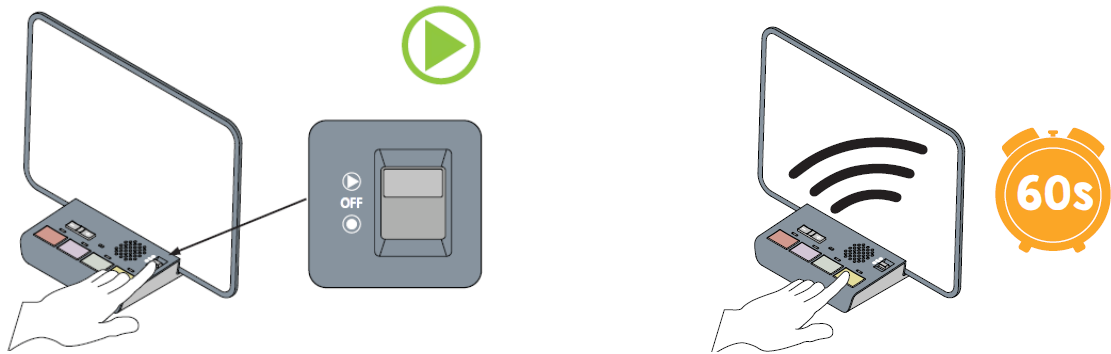
- Click the colour you want to record on (there are 4 options) and record after the beep. The little light above the colour button will glow red to show you are recording. You can record for up to 60 seconds.



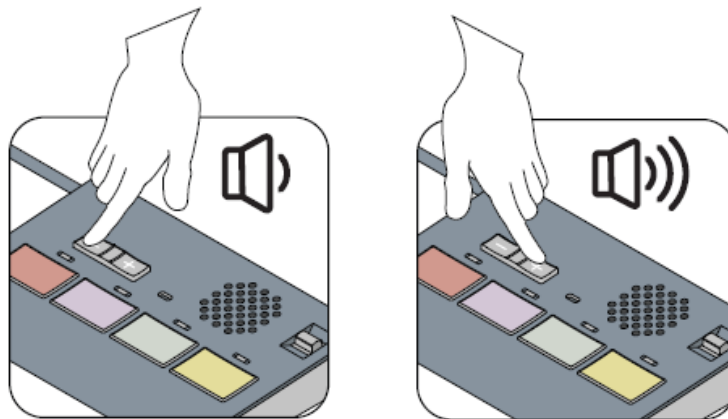
- Press colour button again after recording. The unit will beep twice to signal the end of the recording.
- The above can be done for all 4 colours. Each colour allowing 60 seconds recording time.

To Listen/Play Recordings

- Slide switch to play as shown in the diagram.



- Press the colour buttons to listen to each recording. The light above it will show green to indicate playback.
- The volume can be changed accordingly using the – and + control.



Other Information

- The boards slide neatly into the stand/sound unit.
- Dry wipe pens can be used on the surface and wiped off to reuse.
- The boards come with different templates- blank, lined, phoneme frame.

The Record-A-Boards will support a range of areas of learning. See our activity ideas for different ways of using them.