


# User Guide Talking Photo Album



Talking photo albums (available in A4, A5 and different colours) cleverly combine traditional physical storage for photos, pictures and text with added audio narration. Built-in microphones and speakers allows for easy recording and playback of messages for each page of the album. Record up to 10 seconds of audio per page, ideal for adding sounds or voices to a story, recording memories, giving instructions or asking questions. There are many opportunities for using this versatile visual and auditory aid.

Here is a quick guide to get you started. We hope you find it useful.

## What's in the box?

Rainbow Recordable Talking Photo Album- Consists of six A5 colour albums

A5 Talking Photo Album and A4 Talking Recordable Photo Album- Available in single packs or packs of five albums.

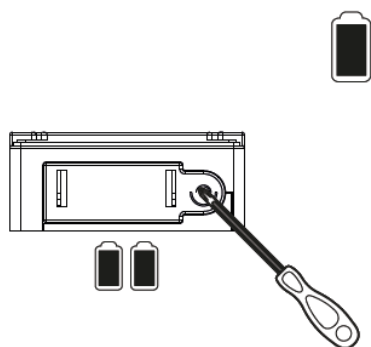
All photo albums have 15 double-sided pages. 30 buttons for recording and offer 10 seconds of message time per page. There are 30 stickers to number the pages.

They require 2xAAA 1.5V Batteries (not included)



## Getting started

Each album features a front cover window for customisation. There are number stickers to number the pages. Insert images, text, etc into the plastic sleeves.

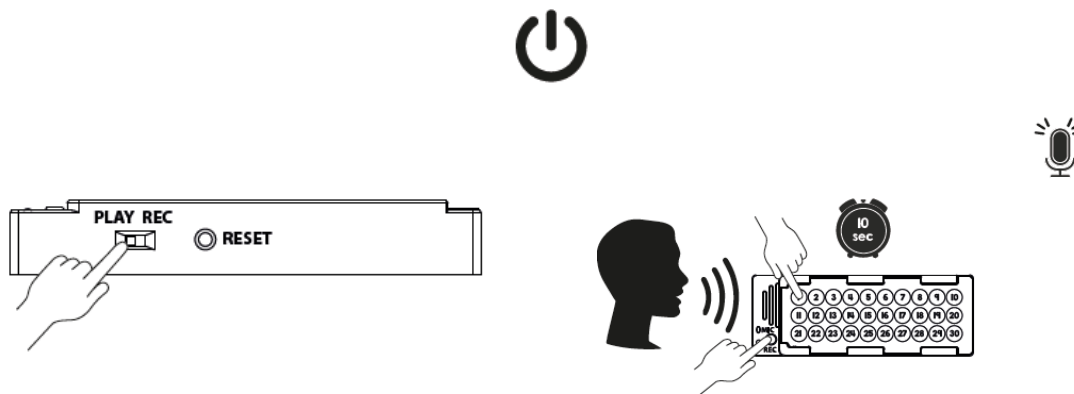


Insert 2x AAA batteries (not included) into the photo album before use.

**2 x AAA 1.5V Batteries (not included)**

## To record

- Move slide switch to record (REC) on the front side of panel.



- Press both REC and the number of the page you wish to record on.
- Speak clearly into the microphone for up to 10 seconds.
- Release the REC and number button to stop and save recording.

### To re-record

- Simply record over existing messages to update content.

NB If you don't want anyone to erase recordings make sure the switch is on PLAY mode.

## To playback

- Press the number of the page you wish to hear. The recorded message will be played back to you.



The Recordable Photo Albums are reusable and may be used as many times as you wish. Simply change the images in the see-through sleeves and re-record the messages.



The Recordable Photo Albums provides opportunities for many speaking and listening activities and can support many of areas of learning. The albums can record up to 10 seconds of audio per page, a valuable addition to accompany your images, drawings and text. See our activity ideas for ways to use the photo albums.